

Marché Libre Paris (France)
Half Year Report 2016



CAPITAL LOUNGE GMBH
YOUR GOING PUBLIC BOUTIQUE

GOAL & METHODOLOGY

- 1 The goal of the Marché Libre Paris – Half Year Report 2016 is to give an overview of the history, status quo and future potential of the Marché Libre segment of Euronext Paris.
 - 2 The information search is based on the following publicly available sources (websites): Bourse Direct, Cofisem (StockProInfo), Euronext, Enternext, Zonebourse. In addition, the provided information is based on research made by Capital Lounge GmbH.
 - 3 By the end of June 2016, there have been 253 companies/products listed on Marché Libre Paris. Not all of those securities have been stocks. Therefore, we excluded those eight securities that do not have the distinguishing symbol starting with „ML“ for Marché Libre.
 - 4 The remaining 245 equities have been reduced on a case by case basis by those 74 entities (30%) that couldn't show one single trade during the first six months of 2016. This reduction has been disclosed in those cases.
 - 5 Some information (for instance the Listing Sponsor) are partially not publicly available anymore. Those cases are disclosed by the term „no information“.
-

INTRODUCTION

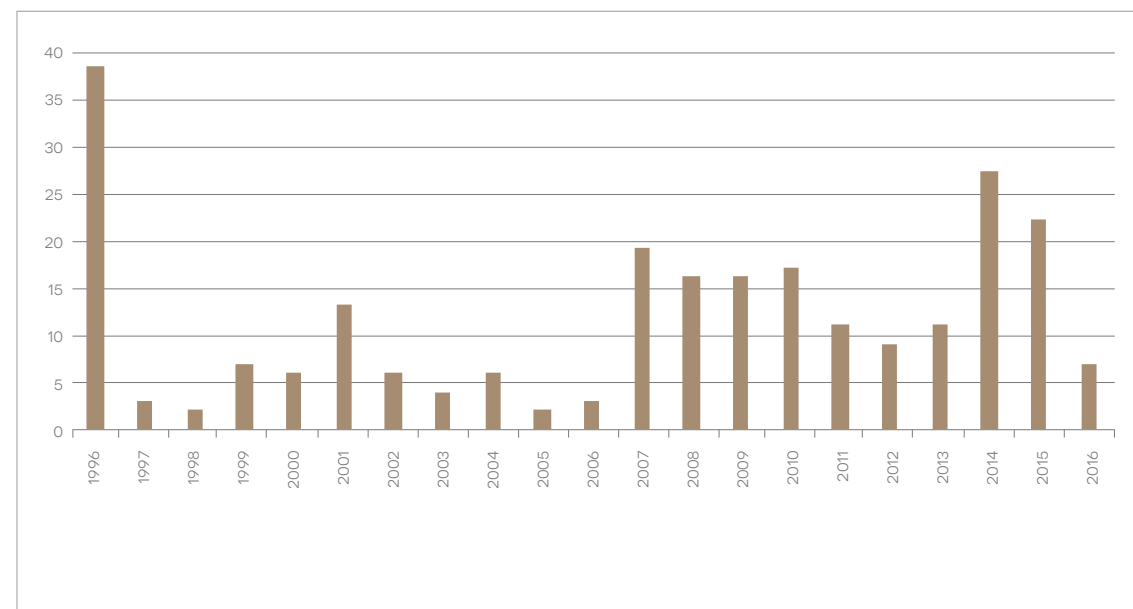
The Euronext Marché Libre Paris was established in 1996 to target French and foreign SMEs that wish to join a Stock Exchange, but who cannot meet the criteria for admission on Euronext’s regulated markets.

By the end of June 2016, there have been 245* companies listed on the Marché Libre Paris, representing a total market capitalisation of almost 9,3 billion Euro.

The chart to the right describes the annual Going Publics on the Marché Libre, showing that – so far – 2014 and 2015 have been the strongest years* in terms of new entries on this segment. This might be a result of the closure of the Open Market segment of Deutsche Börse by the end of 2012.

The first half of 2016 has been – in contrary to other European countries – above the average.

Going Publics on the Marché Libre Paris since its inception:



*The first year (1996) has to be excluded as almost all of the 38 companies have been downgraded from higher segments.

INDUSTRY BREAK-DOWN (NUMBER OF ISSUERS)

Regarding the industry break-down of the listed companies, the French Marché Libre is among the European hot-spots for issuers out of the „Software & Computer Services“ industry having (according to the number of issuers) slightly more than 10 percent market share.

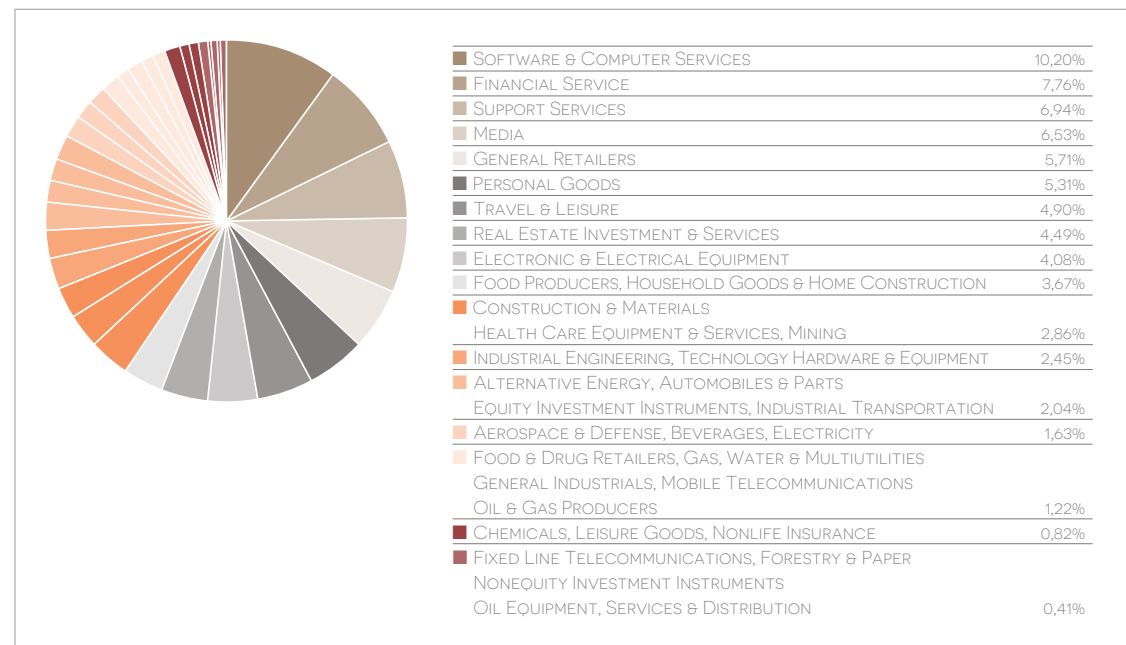
By the end of June 2016, there have been listed companies out of 35 industry sectors. The leading industry „Software & Computer Services“ (25 issuers) is followed by the industry sector „Financial Services“ (19 issuers) and „Support Services“ (17 services). All in all the Industry Break-down shows a quite homogeneous picture. Therefore – and due to the established market itself – the Marché Libre Paris can be considered as Stock Exchange issuers out of almost all industry sectors.

On the following page you will find the respective table and pie chart, showing the industry break-down of Marché Libre Paris according to the number of issuers.

INDUSTRY BREAK-DOWN (NUMBER OF ISSUERS)

INDUSTRY	NUMBER OF ISSUERS	PERCENTAGE
SOFTWARE & COMPUTER SERVICES	25	10,20%
FINANCIAL SERVICES	19	7,76%
SUPPORT SERVICES	17	6,94%
MEDIA	16	6,53%
GENERAL RETAILERS	14	5,71%
PERSONAL GOODS	13	5,31%
TRAVEL & LEISURE	12	4,90%
REAL ESTATE INVESTMENT & SERVICES	11	4,49%
ELECTRONIC & ELECTRICAL EQUIPMENT	10	4,08%
FOOD PRODUCERS	9	3,67%
HOUSEHOLD GOODS & HOME CONSTRUCTION	9	3,67%
CONSTRUCTION & MATERIALS	7	2,86%
HEALTH CARE EQUIPMENT & SERVICES	7	2,86%
MINING	7	2,86%
INDUSTRIAL ENGINEERING	6	2,45%
TECHNOLOGY HARDWARE & EQUIPMENT	6	2,45%
ALTERNATIVE ENERGY	5	2,04%
AUTOMOBILES & PARTS	5	2,04%
EQUITY INVESTMENT INSTRUMENTS	5	2,04%
INDUSTRIAL TRANSPORTATION	5	2,04%
AEROSPACE & DEFENSE	4	1,63%
BEVERAGES	4	1,63%
ELECTRICITY	4	1,63%
FOOD & DRUG RETAILERS	3	1,22%
GAS, WATER & MULTIUTILITIES	3	1,22%
GENERAL INDUSTRIALS	3	1,22%
MOBILE TELECOMMUNICATIONS	3	1,22%
OIL & GAS PRODUCERS	3	1,22%
CHEMICALS	2	0,82%

INDUSTRY	NUMBER OF ISSUERS	PERCENTAGE
LEISURE GOODS	2	0,82%
NONLIFE INSURANCE	2	0,82%
FIXED LINE TELECOMMUNICATIONS	1	0,41%
FORESTRY & PAPER	1	0,41%
NONEQUITY INVESTMENT INSTRUMENTS	1	0,41%
OIL EQUIPMENT, SERVICES & DISTRIBUTION	1	0,41%



INDUSTRY BREAK-DOWN (MARKET CAPITALISATION)

Taking a look at the industry break-down based on the Market Capitalisation, the split looks different. The industry „Software & Computer Services“ drops down to rank 14 with a total Market Capitalisation of 190,1 million Euro equaling 2,1 percent of the total Market Capitalisation of Marché Libre Paris.

The leading industry is „Support Services“ with a market share of 17,8 percent or 1.665,3 million Euro Market Capitalisation.

Rank two is represented by the industry „Nonequity Investment Instruments“ with a Market Capitalisation of 1.105,5 million Euro (11,9 percent). This industry is represented by one company only: Mandalore Holding (ISIN LU1179353617), being listed on Marché Libre since March 2015.

„Financial Services“ are on rank three with a market share of 9,3 percent respectively 865,9 million Euro. Market Capitalisation.

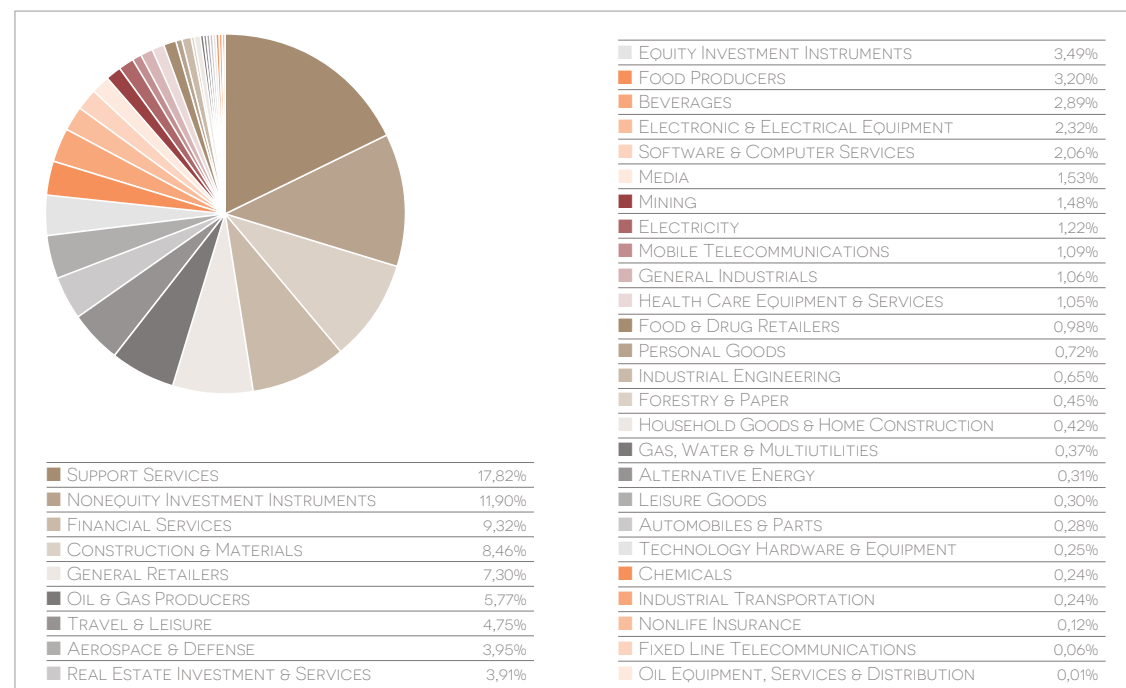
The average Market Capitalisation of a Marché Libre listed company is 37,9 million Euro by the end of June 2016.

On the following page you will find the respective table and pie chart, showing the industry break-down of Marché Libre Paris according to the Market Capitalisation.

INDUSTRY BREAK-DOWN (MARKET CAPITALISATION)

INDUSTRY	MARKET CAP	PERCENTAGE
SUPPORT SERVICES	1.655.338.141 €	17,82%
NONEQUITY INVESTMENT INSTRUMENTS	1.105.458.830 €	11,90%
FINANCIAL SERVICES	865.919.754 €	9,32%
CONSTRUCTION & MATERIALS	785.371.736 €	8,46%
GENERAL RETAILERS	678.214.308 €	7,30%
OIL & GAS PRODUCERS	535.637.340 €	5,77%
TRAVEL & LEISURE	441.011.679 €	4,75%
AEROSPACE & DEFENSE	366.519.060 €	3,95%
REAL ESTATE INVESTMENT & SERVICES	363.080.326 €	3,91%
EQUITY INVESTMENT INSTRUMENTS	324.300.702 €	3,49%
FOOD PRODUCERS	297.353.268 €	3,20%
BEVERAGES	268.727.977 €	2,89%
ELECTRONIC & ELECTRICAL EQUIPMENT	215.859.199 €	2,32%
SOFTWARE & COMPUTER SERVICES	190.998.803 €	2,06%
MEDIA	142.195.594 €	1,53%
MINING	137.271.287 €	1,48%
ELECTRICITY	113.183.613 €	1,22%
MOBILE TELECOMMUNICATIONS	100.979.720 €	1,09%
GENERAL INDUSTRIALS	98.577.670 €	1,06%
HEALTH CARE EQUIPMENT & SERVICES	97.795.364 €	1,05%
FOOD & DRUG RETAILERS	91.166.814 €	0,98%
PERSONAL GOODS	66.727.329 €	0,72%
INDUSTRIAL ENGINEERING	60.265.342 €	0,65%
FORESTRY & PAPER	42.240.000 €	0,45%
HOUSEHOLD GOODS & HOME CONSTRUCTION	38.582.377 €	0,42%
GAS, WATER & MULTIUTILITIES	34.736.838 €	0,37%
ALTERNATIVE ENERGY	28.633.073 €	0,31%
LEISURE GOODS	28.323.237 €	0,30%
AUTOMOBILES & PARTS	26.257.431 €	0,28%

INDUSTRY	MARKET CAP	PERCENTAGE
TECHNOLOGY HARDWARE & EQUIPMENT	23.306.063 €	0,25%
CHEMICALS	22.387.056 €	0,24%
INDUSTRIAL TRANSPORTATION	21.866.703 €	0,24%
NONLIFE INSURANCE	11.498.070 €	0,12%
FIXED LINE TELECOMMUNICATIONS	5.563.795 €	0,06%
OIL EQUIPMENT, SERVICES & DISTRIBUTION	1.328.239 €	0,01%



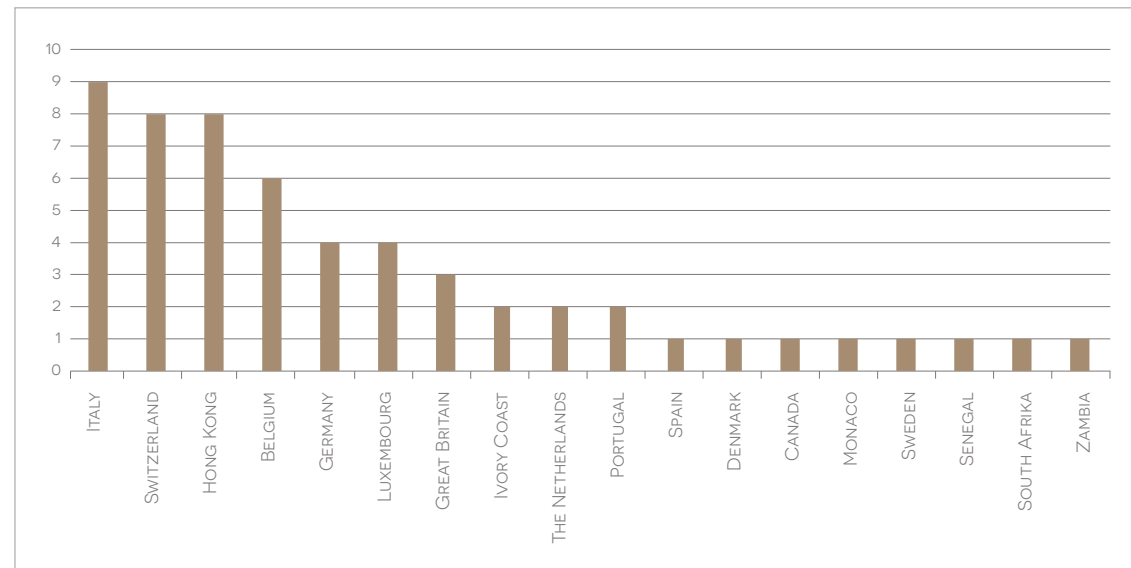
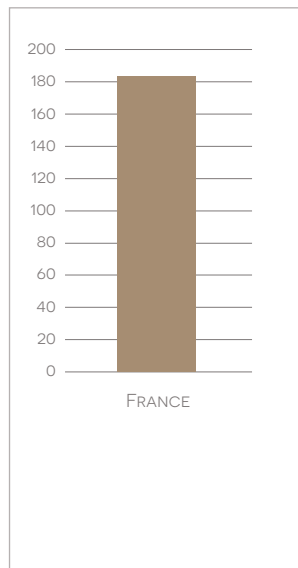
ORIGIN OF THE ISSUERS

By the end of June 2016, the Marché Libre has been one of the most international listing venues in Europe. With almost every fourth company having its headquarter outside France, the Marché Libre is outstanding for foreign issuers. (Remark: only ten percent of the Listing Sponsors are from outside France)

After France, the issuers have their origin in Italy (9 issuers), Switzerland (8 issuers) and Hong Kong (8 issuers).

Due to the French colonial era, the following four African countries are among the home countries for Marché Libre listed companies: Ivory Coast, Senegal, South Africa and Zambia.

The charts on the right shows the total break-down of the issuer's origin:



DUAL LISTINGS

The Marché Libre Paris does not permit a dual listing on any other European Stock Exchange. Only exception is the Alternext segment of Euronext Paris – under certain circumstances.

As a result, only a very few companies have additional listings on other listing venues based on the fact that those listings are stand-alone listings and they are not based on the listing on Marché Libre Paris.

Four out of the 240 companies have an additional. That makes 1,7 percent of all listed companies.

On the right side you will find a table of the companies with an additional listing including the listing venue.

ISSUER NAME	ISIN	ORIGIN	ADDITIONAL LISTING VENUES
DRDGOLD	ZAE000058723	SOUTH AFRICA	BERLIN, MUNICH, STUTTGART
MICROSKIN	GB00B92JR174	GREAT BRITAIN	LONDON STOCK EXCHANGE
SENDR	DE000A1YDAZ7	GERMANY	BERLIN, FRANKFURT
ZCCM	ZM0000000037	ZAMBIA	LONDON STOCK EXCHANGE



TRADING

The Marché Libre works with one auction only per trading day. This auction takes place at 15:00 Central European Time (CET).

Out of the 240 relevant companies listed on Marché Libre Paris, 69 (28,8%) have had no trading volumes at all in the first half of 2016.

168 companies (70%) have had a total trading volume of less than 10.000 Euro in the first six months of 2016.

The total trading volume of all 240 relevant Marché Libre companies in the first six months of 2016 sums up to 26,2 million Euro leading into an average trading volume of 109.219 Euro for the six months respectively 874 Euro pre day per company (based on 125 bank working days).

Adjusted by those 69 companies that had no trading volume at all, the total trading volume of the remaining 171 companies has been 153.290 Euro for the first six months respectively 1.226 Euro per company per day.

On the right side you will find a table with the TOP 10 companies according to the trading volume.

ISSUER	LISTING SPONSOR	TOTAL VOLUME	VOLUME PER DAY
DESIGN YOUR HOME	NFINANCE SECURITIES	11.610.536 €	92.884 €
MFI CONDOR	DUBUS	2.508.886 €	20.071 €
SUMO RESOURCES PLC	CAPITAL FOR MARKETS	1.809.264 €	14.474 €
CIE DU MONT BLANC	SEGMENT CHANGE	1.443.808 €	11.550 €
CFM INDOSUEZWEALTH	-	957.832 €	7.663 €
ARTHUR MAURY	GLOBAL EQUITIES	717.601 €	5.741 €
EAUX DE ROYAN	-	574.040 €	4.592 €
OLMIX	EUROPE FINANCE ET INDUSTRIE	472.337 €	3.779 €
ZCCM	SEGMENT CHANGE	431.179 €	3.449 €
BROKERSCLUB AG	CAPITAL FOR MARKETS	424.158 €	3.393 €

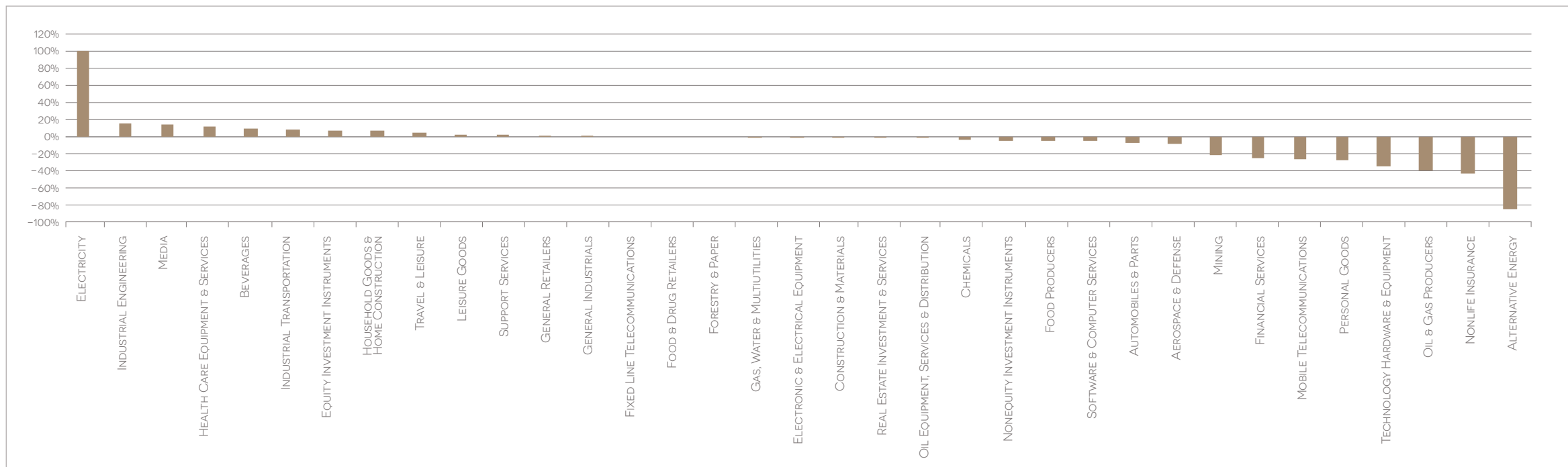
YEAR-TO-DATE PERFORMANCE

In the first six months of 2016, the Marché Libre lost 8,47% compared to January 1st 2016.

This Performance goes along with most of the other European Small- and Growth-Cap indices like the Euronext Alternext All Share (-3,62%) in France, the FTSE AIM All Share (-3,78%) in Great Britain or the MSCI Europe Small Cap Index (-5,80%) representing whole Europe have shown. Only the Entry Standard in Germany showed a slight increase of 0,57% in the first six months of 2016.

The chart below gives a break-down of the development of each single industry being part of Marché Libre Paris in the first six months of 2016.

The best Performance showed the Industry Sector „Electricity“ with an increase of almost 98%. The worst Performance has been shown by the Industry Sector „Alternative Energy“ with a decrease of almost 84%. Those numbers show that the Marché Libre is a quite volatile market segment.



LISTING SPONSOR MARKET SHARE

Companies that wish to list on the Marché Libre must first appoint a Listing Sponsor. These are specialists who assess whether a company is suitable to joining the Marché Libre or not and who assist the company and check that it is complying with all the admission requirements.

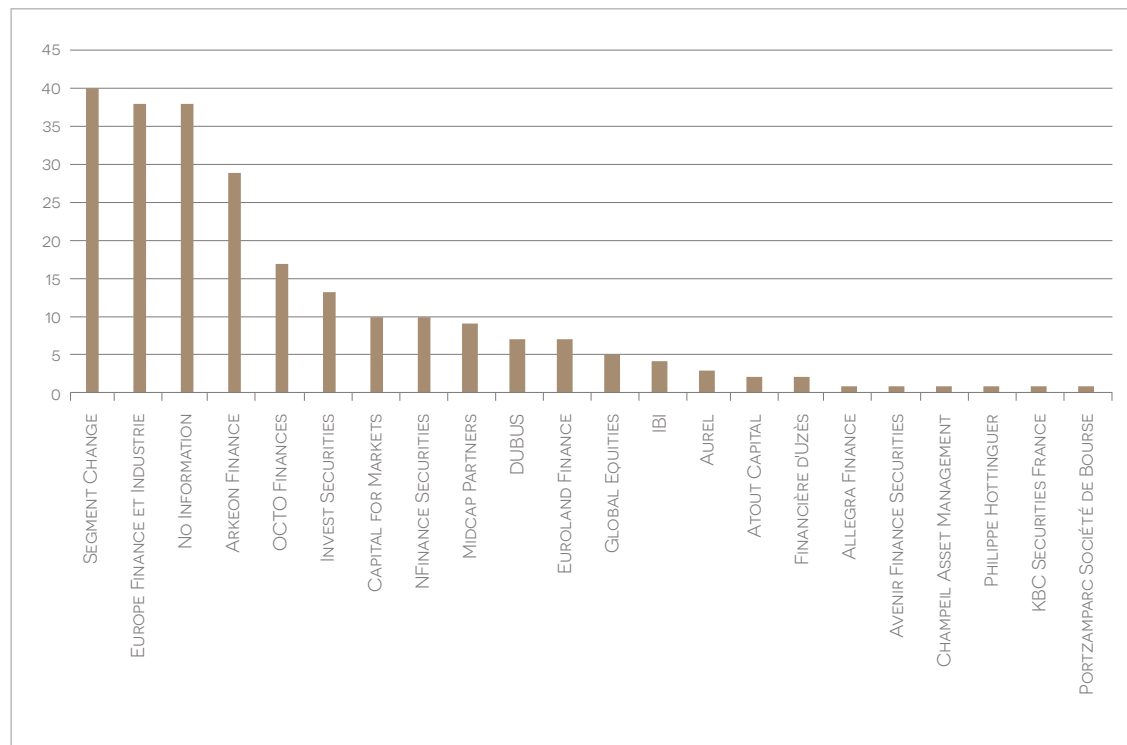
By the end of June 2016, there have been 66 Listing Sponsors accepted by Euronext Paris. 17 out of those 66 Listing Sponsors have current mandates. Three Listings Sponsors do not exist in the mentioned form anymore or they do not exist anymore. 40 companies have been listed on Marché Libre due to a segment change (downlisting), with regard to 38 companies no information have been made available to the public at the moment.

The table and chart on the following page show the number of mandates and thus the most active Listing Sponsors for Marché Libre.

Not existing ones respectively not relevant ones have been market grey.

LISTING SPONSOR MARKET SHARE

LISTING SPONSOR	NR. OF LISTINGS
SEGMENT CHANGE	40
EUROPE FINANCE ET INDUSTRIE	38
NO INFORMATION	38
ARKEON FINANCE	29
OCTO FINANCES	17
INVEST SECURITIES	13
CAPITAL FOR MARKETS	10
NFINANCE SECURITIES	10
MIDCAP PARTNERS	9
DUBUS	7
EUROLAND FINANCE	7
GLOBAL EQUITIES	5
IBI	4
AUREL	3
ATOUT CAPITAL	2
FINANCIÈRE D'UZÈS	2
ALLEGRA FINANCE	1
AVENIR FINANCE SECURITIES	1
CHAMPEIL ASSET MANAGEMENT	1
PHILIPPE HOTTINGUER	1
KBC SECURITIES FRANCE	1
PORTZAMPARC SOCIÉTÉ DE BOURSE	1



ADMISSION REQUIREMENTS

The Marché Libre is a multilateral trading facility operated by Euronext Paris SA („Euronext Paris“). The Marché Libre is not a „regulated market“ within the meaning of Article L 421-1 of the Financial and Monetary Code. Consequently, the issuers of Securities („Issuers“) tradable on the Marché Libre, and the shareholders of these Issuers, are not bound by the requirements applicable to companies listed on a regulated market. This means inter alia that:

- The accounting requirements applicable to Issuers listed on the Marché Libre are those determined by their legal form;
 - There is no minimum public holding requirement;
 - Public disclosure and communication is governed by the mandatory disclosure measures provided for in the French commercial code or, where such is the case, in the applicable foreign law;
 - Apart from information about certain corporate events, Euronext Paris does not receive specific information concerning events that might affect the Issuer's net worth or legal situation, and consequently Euronext Paris cannot always inform market users of such events.
-

ADMISSION REQUIREMENTS

The application filed in advance with Euronext Paris must include the following documents (Part I):

- The company's past two annual financial statements (if the company has been in existence that long);
 - An extrait Kbis for French companies or an equivalent incorporation certificate for foreign companies. Companies must have a minimum capital of EUR 225,000. As for other forms of entities, their net asset value must represent this amount. The capital evidenced by the Securities for which listing has been requested must be fully paid-in;
 - An up-to-date and certified copy of the Issuer's articles/bylaws. Articles/bylaws shall not include any clause restricting the negotiability or sale of the Securities and the Issuer undertakes not to insert such clause as long as its Securities are admitted on the Marché Libre. Failing this, Euronext Paris will not list the securities on the Marché Libre;
 - A letter from the Intermediary that files and takes responsibility for the application, mentioning inter alia the quantity of Securities offered and the minimum offer price, accompanied by a brief memo substantiating the price proposed and a letter certifying that there is no clause restricting free negotiability of the Securities and that the Issuer's corporate form allows the Securities to be traded;
-

ADMISSION REQUIREMENTS

The application filed in advance with Euronext Paris must include the following documents (Part II):

- The Intermediary must ensure that the Issuer is not subject to any of the procedures referred to in Book 6 of the commercial code governing businesses in difficulty, with the exception of those procedures covered by a confidentiality requirement, or to any equivalent foreign procedures, and must produce documentary evidence to that effect. If the Issuer is subject to any such procedures, Euronext Paris will not list it on the Marché Libre;
 - Any indenture or subscription agreement relating to the Securities for which listing has been requested (including, inter alia, the minutes of general meetings or the resolutions put forward by the Issuer's management bodies);
 - Where the listing is being effected on the initiative of one or more shareholders, a copy of the letters, sent by registered mail with return receipt, by which the selling shareholder or shareholders informed the issuer of their intention at least one month before the planned date of listing on the Marché Libre and obtained the issuer's express absence of opposition;
 - A document evidencing the settlement procedures arranged in accordance with the relevant central securities depository (i.e. registered or bearer form), together with copies of the documents showing the date at which the Securities will be admitted to such depository. The Securities must be eligible for the operations of a central securities depository so that some or all of the transactions done on the Marché Libre can be processed automatically by the systems of LCH.Clearnet SA, with a view to clearing them or to generating settlement instructions directly.
 - The contact details of the investment services provider acting as registrar.
-

APPENDIX

Nr.	COMPANY	ISIN	SECTOR	MARKET CAP	YTD	LISTING SPONSOR	TRADING DAYS	VOLUME
1	STEAM FRANCE	FR0013063559	HEALTH CARE EQUIPMENT & SERVICES	7.700.000,00 €	2734,01%	NO INFORMATION	2	42 €
2	VESTASIA LIMITED	HK0000041928	FINANCIAL SERVICES	130.000,00 €	2500,00%	EUROPE FINANCE ET INDUSTRIE	2	413 €
3	COLLECTORS	FR0004185023	SUPPORT SERVICES	658.000,00 €	840,00%	OCTO FINANCES	2	10 €
4	IMALLIANCE	FR0010086371	MEDIA	4.114.496,68 €	475,00%	NO INFORMATION	61	88.107 €
5	EVERSET	FR0000044745	LEISURE GOODS	823.237,35 €	364,29%	EUROPE FINANCE ET INDUSTRIE	10	1.053 €
6	TREASURE MINE	HK0000058161	MEDIA	4.000.000,00 €	300,00%	DUBUS	6	749 €
7	MAISONS D'AUJOURD'	FR0010515742	HOUSEHOLD GOODS & HOME CONSTRUCTION	4.880.000,00 €	275,38%	AUREL LEVEN SECURITIES	19	23.032 €
8	FINANCIER CROI INV	FR0010480517	TRAVEL & LEISURE	1.538.302,80 €	275,00%	INVEST SECURITIES	9	1.081 €
9	DRDGOLD	ZAE000058723	MINING	26.924.044,21 €	226,67%	NO INFORMATION	81	297.470 €
10	DEBFLEX	FR0010776658	ELECTRONIC & ELECTRICAL EQUIPMENT	647.209,81 €	225,00%	ARKEON FINANCE	17	5.379 €
11	ORCLASS.COM	FR0012859916	GENERAL RETAILERS	75.993.750,00 €	129,59%	NO INFORMATION	10	4.792 €
12	DATBIM	FR0004177939	SOFTWARE & COMPUTER SERVICES	22.343.846,50 €	126,36%	NFINANCE SECURITIES	10	5.243 €
13	USG	FR0012060036	ELECTRICITY	105.939.000,00 €	125,00%	NFINANCE SECURITIES	1	900 €
14	DWC 3.0	IT0005154635	FINANCIAL SERVICES	16.731.000,00 €	120,00%	MIDCAP PARTNERS	19	4.961 €
15	METALLIANCE	FR0010492181	INDUSTRIAL ENGINEERING	8.165.000,00 €	101,70%	EUROPE FINANCE ET INDUSTRIE	7	1.732 €
16	SUMO RESOURCES PLC	GB00B8GJBS16	MINING	25.500.000,00 €	100,00%	CAPITAL FOR MARKETS	45	1.809.264 €
17	COLIPAYS	FR0010959684	INDUSTRIAL TRANSPORTATION	708.925,14 €	98,00%	ARKEON FINANCE	14	666 €
18	GRECEMAR	FR0012991040	MINING	35.911.383,31 €	93,69%	IBI	7	11.065 €
19	ABC ORTHODONTICS	CH0044947239	HEALTH CARE EQUIPMENT & SERVICES	1.026.261,57 €	93,33%	EUROPE FINANCE ET INDUSTRIE	7	117 €
20	GENTLEMENS EQUITY	PTGVE1AE0009	FINANCIAL SERVICES	18.000.000,00 €	76,47%	CAPITAL FOR MARKETS	11	5.028 €
21	EUROLAND CORPORATE	FR0010157115	FINANCIAL SERVICES	1.441.312,80 €	73,91%	EUROLAND FINANCE	25	24.298 €
22	G.A.I.	FR0000053415	SUPPORT SERVICES	33.468.600,00 €	72,86%	SEGMENT CHANGE	3	5.708 €
23	MICROSKIN	GB00B92JR174	PERSONAL GOODS	5.027.037,75 €	70,73%	MIDCAP PARTNERS	0	0 €
24	EON MOTORS GROUP	FR0011612837	AUTOMOBILES & PARTS	1.608.245,45 €	56,79%	OCTO FINANCES	52	19.272 €
25	EDITIONS DU SIGNE	FR0000052755	MEDIA	1.125.750,00 €	54,90%	SEGMENT CHANGE	4	3.135 €
26	PHONE WEB	FR0000185480	SUPPORT SERVICES	787.500,00 €	48,94%	EUROPE FINANCE ET INDUSTRIE	8	14.040 €
27	SBT	FR0004175222	SOFTWARE & COMPUTER SERVICES	9.945.000,00 €	45,77%	EUROPE FINANCE ET INDUSTRIE	56	177.398 €
28	ONLINEFORMAPRO	FR0004174712	SUPPORT SERVICES	50.516.200,00 €	40,00%	OCTO FINANCES	1	105 €
29	TROIS CHENES	FR0000076481	FOOD PRODUCERS	7.220.000,00 €	39,50%	NO INFORMATION	16	29.174 €
30	FD	FR0012300424	FOOD PRODUCERS	10.076.000,00 €	37,93%	NFINANCE SECURITIES	6	7.127 €
31	IDS	FR0000079691	SOFTWARE & COMPUTER SERVICES	2.973.763,66 €	37,78%	EUROPE FINANCE ET INDUSTRIE	47	125.301 €
32	NEOCOM MULTIMEDIA	FR0004157543	SOFTWARE & COMPUTER SERVICES	4.592.980,86 €	35,29%	NO INFORMATION	26	14.814 €
33	SIMO INTERNATIONAL	FR0004038818	PERSONAL GOODS	4.448.000,00 €	33,65%	SEGMENT CHANGE	31	191.338 €
34	FONCIERE VINDI	FR0011605617	REAL ESTATE INVESTMENT & SERVICES	10.874.720,45 €	30,95%	GLOBAL EQUITIES	8	97.346 €

APPENDIX

Nr.	COMPANY	ISIN	SECTOR	MARKET CAP	YTD	LISTING SPONSOR	TRADING DAYS	VOLUME
35	JANE FRANCE	FR0011442235	BEVERAGES	805.932,00 €	28,57%	OCTO FINANCES	8	268 €
36	DESIGN YOUR HOME	SE0007045380	GENERAL RETAILERS	83.290.127,04 €	27,81%	NFINANCE SECURITIES	117	11.610.536 €
37	ANLAROP DEV AG	CH0121668229	FOOD PRODUCERS	24.455.000,00 €	26,30%	CAPITAL FOR MARKETS	25	13.405 €
38	CIE DU MONT BLANC	FR0000060428	TRAVEL & LEISURE	115.987.698,00 €	25,98%	SEGMENT CHANGE	83	1.443.808 €
39	TELECOM DESIGN	FR0000184806	TECHNOLOGY HARDWARE & EQUIPMENT	2.684.976,00 €	24,17%	NO INFORMATION	2	480 €
40	QUADPACK	ES0105118006	GENERAL INDUSTRIALS	34.781.552,00 €	23,37%	INVEST SECURITIES	29	3.363 €
41	BODY ONE	FR0010106039	GENERAL RETAILERS	2.227.840,00 €	22,92%	EUROPE FINANCE ET INDUSTRIE	40	5.845 €
42	POINT PARFUMS	FR0012735355	INDUSTRIAL ENGINEERING	18.270.000,00 €	22,88%	NFINANCE SECURITIES	4	732 €
43	MARTIN MAUREL(FIN)	FR0006321998	FINANCIAL SERVICES	132.155.280,00 €	22,00%	SEGMENT CHANGE	1	4.941 €
44	BAMBU	CH0309050059	FINANCIAL SERVICES	360.000,00 €	20,00%	CAPITAL FOR MARKETS	4	1.091 €
45	SAVONNERIE NYONS	FR0013155975	PERSONAL GOODS	3.585.450,00 €	19,55%	OCTO FINANCES	22	289.474 €
46	MAIS.ANTOINE BAUD	FR0000061657	REAL ESTATE INVESTMENT & SERVICES	19.932.663,00 €	19,20%	SEGMENT CHANGE	7	7.518 €
47	CIOA	FR0012384907	MEDIA	60.500.000,00 €	18,63%	NFINANCE SECURITIES	50	14.095 €
48	POL-ROGER CHAMPAGN	FR0000064644	BEVERAGES	178.350.000,00 €	16,47%	SEGMENT CHANGE	8	81.166 €
49	SECURINFOR	FR0000071755	SOFTWARE & COMPUTER SERVICES	13.800.000,00 €	15,38%	EUROPE FINANCE ET INDUSTRIE	7	5.407 €
50	MIGUET ET ASSOCIES	FR0010500363	MEDIA	4.251.298,74 €	14,71%	NO INFORMATION	65	221.343 €
51	UMALIS GROUP	FR0011776889	SUPPORT SERVICES	7.382.400,00 €	14,61%	OCTO FINANCES	126	8.979 €
52	LECTEURS MONDE	FR0000034779	MEDIA	206.092,09 €	12,77%	SEGMENT CHANGE	31	4.290 €
53	NEWSINVEST	FR0010358507	MEDIA	5.348.442,60 €	11,11%	NO INFORMATION	40	84.919 €
54	CH.FER VAR GARD N.	FR0000051567	EQUITY INVESTMENT INSTRUMENTS	283.077.028,50 €	10,42%	SEGMENT CHANGE	11	139.958 €
55	WT	FR0000184822	TECHNOLOGY HARDWARE & EQUIPMENT	2.677.200,00 €	9,81%	NO INFORMATION	1	9 €
56	IMPRIMERIE CHIRAT	FR0000065773	MEDIA	5.633.247,60 €	9,49%	NO INFORMATION	46	29.194 €
57	EAUX DE ROYAN	FR0007200100	GAS, WATER & MULTIUTILITIES	20.608.000,00 €	9,11%	NO INFORMATION	62	574.040 €
58	MFI CONDOR	BE6252013725	HEALTH CARE EQUIPMENT & SERVICES	16.696.548,00 €	9,09%	DUBUS	32	2.508.886 €
59	CONSORT NT	FR0000077828	SOFTWARE & COMPUTER SERVICES	39.622.050,00 €	9,02%	AUREL LEVEN SECURITIES	1	360 €
60	DIGITECH	FR0000079824	SOFTWARE & COMPUTER SERVICES	1.496.000,00 €	8,91%	EUROPE FINANCE ET INDUSTRIE	7	10.016 €
61	CH.FER DEPARTEMENT	FR0000037871	INDUSTRIAL TRANSPORTATION	15.922.500,00 €	8,02%	SEGMENT CHANGE	13	57.256 €
62	HYDRO-EXPLOIT.	FR0005843125	ELECTRICITY	6.789.600,00 €	8,00%	SEGMENT CHANGE	33	214.319 €
63	O SORBET D'AMOUR	FR0013072741	FOOD PRODUCERS	12.633.586,00 €	7,06%	CHAMPEIL ASSET MANAGEMENT	44	212.606 €
64	LEON GROSSE	FR0005717626	CONSTRUCTION & MATERIALS	181.440.000,00 €	6,93%	SEGMENT CHANGE	12	69.769 €
65	TROC ILE	FR0000031106	GENERAL RETAILERS	2.078.334,00 €	6,92%	SEGMENT CHANGE	14	22.027 €
66	DYNAFOND	FR0000052920	AUTOMOBILES & PARTS	6.005.812,00 €	6,67%	SEGMENT CHANGE	5	6.968 €
67	PACTE NOVATION	FR0000077992	SOFTWARE & COMPUTER SERVICES	921.600,00 €	5,26%	NO INFORMATION	7	865 €
68	MAISON CLIO BLUE	FR0011092089	PERSONAL GOODS	6.794.694,50 €	5,03%	OCTO FINANCES	16	8.489 €

APPENDIX

Nr.	COMPANY	ISIN	SECTOR	MARKET CAP	YTD	LISTING SPONSOR	TRADING DAYS	VOLUME
69	MONFINANCIER	FR0010882886	FINANCIAL SERVICES	3.130.706,41 €	4,55%	EUROLAND FINANCE	38	113.412 €
70	OLMIX	FR0010176115	FOOD PRODUCERS	41.897.148,36 €	2,95%	EUROPE FINANCE ET INDUSTRIE	74	472.337 €
71	GEL GROUPE	FR0012336675	SUPPORT SERVICES	56.000.000,00 €	2,19%	INVEST SECURITIES CORPORATE	2	3.350 €
72	VALONEO	FR0012833770	INDUSTRIAL ENGINEERING	16.858.904,88 €	1,89%	ATOUT CAPITAL	30	46.211 €
73	INTEGRAL	FR0012880482	HEALTH CARE EQUIPMENT & SERVICES	44.397.600,00 €	1,30%	NFINANCE SECURITIES	1	749 €
74	ACEP FRANCE	FR0010762740	HEALTH CARE EQUIPMENT & SERVICES	5.244.004,80 €	1,05%	ARKEON FINANCE	9	24.800 €
75	HIGHTEL TOWERS SPA	IT0005071664	MOBILE TELECOMMUNICATIONS	79.800.000,00 €	0,38%	MIDCAP PARTNERS	1	16 €
76	CHEOPS TECHNOLOGY	FR0010447086	SOFTWARE & COMPUTER SERVICES	31.050.000,00 €	0,37%	EUROPE FINANCE ET INDUSTRIE	45	94.603 €
77	A TOUTE VITESSE	FR0010050773	INDUSTRIAL TRANSPORTATION	1.963.895,67 €	0,00%	EUROPE FINANCE ET INDUSTRIE	0	0 €
78	AFRIQUE TELECOM	FR0011233659	FIXED LINE TELECOMMUNICATIONS	5.563.795,41 €	0,00%	ARKEON FINANCE	0	0 €
79	AG3I	FR0011908045	GENERAL RETAILERS	5.423.607,09 €	0,00%	ARKEON FINANCE	0	0 €
80	AKD	FR0011034750	PERSONAL GOODS	751.563,56 €	0,00%	EUROLAND FINANCE	0	0 €
81	ANDREW MACALLISTER	FR0011040674	SUPPORT SERVICES	3.427.034,20 €	0,00%	ARKEON FINANCE	0	0 €
82	ANTIPODES VOYAGES	FR0010968826	TRAVEL & LEISURE	14.970.865,00 €	0,00%	ARKEON FINANCE	0	0 €
83	ARDOIN ST AMAND A	FR0005057635	GENERAL RETAILERS	1.844.160,00 €	0,00%	SEGMENT CHANGE	0	0 €
84	ARTSNET	FR0010923433	SOFTWARE & COMPUTER SERVICES	3.355.974,93 €	0,00%	EUROLAND FINANCE	0	0 €
85	AUDIENGE LABS	FR0011896463	MEDIA	6.135.043,20 €	0,00%	ARKEON FINANCE	0	0 €
86	AZ LEASING	IT0004812258	SUPPORT SERVICES	4.318.050,00 €	0,00%	ARKEON FINANCE	0	0 €
87	BOIS ET CHIFFONS	FR0000073751	HOUSEHOLD GOODS & HOME CONSTRUCTION	10.085.053,76 €	0,00%	NO INFORMATION	0	0 €
88	BRICO DISTRIB	FR0013110053	GENERAL RETAILERS	6.052.020,00 €	0,00%	OCTO FINANCES	6	5.632 €
89	CHINA FOREST	HK0000049327	FORESTRY & PAPER	42.240.000,00 €	0,00%	INVEST SECURITIES	0	0 €
90	CHINA SUPER POWER	HK0000043510	ELECTRONIC & ELECTRICAL EQUIPMENT	120.000,00 €	0,00%	EUROPE FINANCE ET INDUSTRIE	23	4.945 €
91	CJS PLV	FR0000074361	HOUSEHOLD GOODS & HOME CONSTRUCTION	5.697.974,10 €	0,00%	NO INFORMATION	0	0 €
92	COGIFRANCE	FR0005516804	REAL ESTATE INVESTMENT & SERVICES	160.397.515,00 €	0,00%	SEGMENT CHANGE	0	0 €
93	COMPOBAIE	FR0000074288	CONSTRUCTION & MATERIALS	425.000,00 €	0,00%	0	0	0 €
94	CONCEPT TRADITION	FR0011374479	HOUSEHOLD GOODS & HOME CONSTRUCTION	60.000,00 €	0,00%	ATOUT CAPITAL	0	0 €
95	CONSULT VOYAGES	FR0010968842	TRAVEL & LEISURE	12.428.024,00 €	0,00%	ARKEON FINANCE	0	0 €
96	CROSSLOG	FR0004169878	INDUSTRIAL TRANSPORTATION	1.031.382,10 €	0,00%	ARKEON FINANCE	0	0 €
97	CTA HOLDING	FR0000054066	INDUSTRIAL ENGINEERING	5.000.000,00 €	0,00%	SEGMENT CHANGE	7	40.478 €
98	DATA HERTZ	FR0012222149	TECHNOLOGY HARDWARE & EQUIPMENT	13.899.600,00 €	0,00%	INVEST SECURITIES	0	0 €
99	DEAUVILLE DIAMOND	FR0011377035	TRAVEL & LEISURE	25.900.000,00 €	0,00%	NO INFORMATION	0	0 €
100	EAVS	FR0010536185	ELECTRONIC & ELECTRICAL EQUIPMENT	16.740.000,00 €	0,00%	NO INFORMATION	0	0 €
101	ECOLUTIONS	DE000A0XYM45	FINANCIAL SERVICES	31.808.000,00 €	0,00%	OCTO FINANCES	0	0 €
102	EDIP	FR0000071995	MEDIA	286.844,88 €	0,00%	NO INFORMATION	0	0 €

APPENDIX

Nr.	COMPANY	ISIN	SECTOR	MARKET CAP	YTD	LISTING SPONSOR	TRADING DAYS	VOLUME
103	EDUNIVERSAL	FR0010439265	MEDIA	10.943.372,96 €	0,00%	NO INFORMATION	0	0 €
104	ENEOVIA	FR0010535849	ELECTRICITY	201.682,22 €	0,00%	NO INFORMATION	0	0 €
105	ESSERE BENESSERE	IT0004999758	FOOD & DRUG RETAILERS	84.411.969,72 €	0,00%	NO INFORMATION	0	0 €
106	FUDAKIN	HK0000058989	LEISURE GOODS	27.500.000,00 €	0,00%	INVEST SECURITIES	0	0 €
107	GALLOO ILE DE FCE	FR0000077232	SUPPORT SERVICES	33.750.000,00 €	0,00%	NO INFORMATION	0	0 €
108	GROUPE CARNIVOR	FR0000076960	FOOD PRODUCERS	34.104.928,00 €	0,00%	NO INFORMATION	11	39.475 €
109	GROUPE CASPERA	FR0010912519	GENERAL RETAILERS	4.329.561,60 €	0,00%	EUROLAND FINANCE	0	0 €
110	GROUPE PLUS-VALUES	FR0010529719	SOFTWARE & COMPUTER SERVICES	652.400,00 €	0,00%	EUROPE FINANCE ET INDUSTRIE	0	0 €
111	GROUPE RIVALIS	FR0010766642	SUPPORT SERVICES	11.794.304,12 €	0,00%	FINANCIÈRE D'UZÈS	0	0 €
112	HOCHE BAINS L.BAIN	FR0000051302	EQUITY INVESTMENT INSTRUMENTS	674.340,00 €	0,00%	SEGMENT CHANGE	3	1.968 €
113	HOME CONCEPT	FR0012336691	REAL ESTATE INVESTMENT TRUSTS	2.248.500,00 €	0,00%	IBI	0	0 €
114	HYDRAULIQUE PB	FR0000064735	INDUSTRIAL ENGINEERING	10.324.437,55 €	0,00%	SEGMENT CHANGE	0	0 €
115	IMM.PARIS.PERLE	FR0006859039	REAL ESTATE INVESTMENT & SERVICES	3.030.000,00 €	0,00%	SEGMENT CHANGE	0	0 €
116	IOC HOLDING	BE6200101556	MEDIA	8.469.954,84 €	0,00%	NO INFORMATION	0	0 €
117	IPERNITY.ORG	FR0010777680	SOFTWARE & COMPUTER SERVICES	11.111.485,00 €	0,00%	ARKEON FINANCE	0	0 €
118	JSA TECHNOLOGY	FR0010680033	ALTERNATIVE ENERGY	176.120,00 €	0,00%	NO INFORMATION	0	0 €
119	LOCASOLOG	FR0004109668	REAL ESTATE INVESTMENT & SERVICES	176.000,00 €	0,00%	SEGMENT CHANGE	0	0 €
120	LSK	LU0834474271	FINANCIAL SERVICES	38.789.930,70 €	0,00%	NO INFORMATION	0	0 €
121	MANDRIVA	FR0004159382	SOFTWARE & COMPUTER SERVICES	17.561.051,48 €	0,00%	KBC SECURITIES FRANCE	0	0 €
122	MEDIOCREDITO EUROP	IT0004844848	FINANCIAL SERVICES	14.915.001,50 €	0,00%	DUBUS	0	0 €
123	MONEY EXPRESS	SN0000000191	FINANCIAL SERVICES	14.860.000,00 €	0,00%	DUBUS	0	0 €
124	MP6	FR0010621573	SUPPORT SERVICES	130.000,00 €	0,00%	EUROPE FINANCE ET INDUSTRIE	0	0 €
125	MTD FINANCE	FR0010518936	FINANCIAL SERVICES	3.489.544,80 €	0,00%	INVEST SECURITIES	0	0 €
126	MUTUALIZE CORP	FR0010510925	SUPPORT SERVICES	1.259.785.893,22 €	0,00%	NO INFORMATION	0	0 €
127	NESSYA	FR0010648568	TRAVEL & LEISURE	10.848.814,20 €	0,00%	NO INFORMATION	0	0 €
128	NOVATECH IND.	FR0000185464	ELECTRONIC & ELECTRICAL EQUIPMENT	1.919.839,80 €	0,00%	EUROPE FINANCE ET INDUSTRIE	0	0 €
129	PART.INDLES MINI.	FR0006823092	EQUITY INVESTMENT INSTRUMENTS	770.000,00 €	0,00%	SEGMENT CHANGE	0	0 €
130	PETRO IVOIRE	CI0000001020	OIL & GAS PRODUCERS	17.485.680,00 €	0,00%	DUBUS	0	0 €
131	PHOTONIKE	BE0948608451	ALTERNATIVE ENERGY	23.452.650,00 €	0,00%	DUBUS	0	0 €
132	SCHOBRUNN PARIS	FR0010961920	PERSONAL GOODS	1.175.000,00 €	0,00%	OCTO FINANCES	0	0 €
133	SENDR SE	DE000A1YDAZ7	MEDIA	24.000.000,00 €	0,00%	CAPITAL FOR MARKETS	0	0 €
134	SIMAT	CI0000000832	INDUSTRIAL TRANSPORTATION	2.240.000,00 €	0,00%	EUROPE FINANCE ET INDUSTRIE	2	700 €
135	SINTESI SPA	IT0005072167	HOUSEHOLD GOODS & HOME CONSTRUCTION	8.387.497,80 €	0,00%	MIDCAP PARTNERS	0	0 €
136	SMALTO	FR0011131788	PERSONAL GOODS	1.755.968,56 €	0,00%	ARKEON FINANCE	55	10.268 €

APPENDIX

Nr.	COMPANY	ISIN	SECTOR	MARKET CAP	YTD	LISTING SPONSOR	TRADING DAYS	VOLUME
137	SOCREP	FR0011277656	CHEMICALS	6.039.055,99 €	0,00%	ARKEON FINANCE	0	0 €
138	SOLIA	FR0010480533	GENERAL INDUSTRIALS	61.956.800,00 €	0,00%	EUROPE FINANCE ET INDUSTRIE	0	0 €
139	TEAM	FR0000033466	ELECTRONIC & ELECTRICAL EQUIPMENT	175.000.000,00 €	0,00%	SEGMENT CHANGE	0	0 €
140	TECHNOFLEX	FR0000185795	HEALTH CARE EQUIPMENT & SERVICES	16.645.200,00 €	0,00%	NO INFORMATION	3	2.896 €
141	THANNBERGER ET CIE	FR0010630988	FINANCIAL SERVICES	1.287.720,00 €	0,00%	GLOBAL EQUITIES	0	0 €
142	THERMES DE SAUJON	FR0007261425	HEALTH CARE EQUIPMENT & SERVICES	6.085.750,00 €	0,00%	SEGMENT CHANGE	0	0 €
143	TOQUEBLANCHEMONDE	FR0011668821	FOOD & DRUG RETAILERS	6.754.844,70 €	0,00%	OCTO FINANCES	0	0 €
144	TOUTABO	FR0010621722	GENERAL RETAILERS	6.005.030,97 €	0,00%	EUROLAND FINANCE	0	0 €
145	UNIVERSAL.BE	BE0974279110	REAL ESTATE INVESTMENT & SERVICES	74.382.490,00 €	0,00%	IBI	0	0 €
146	VANEXPORT	FR0010775064	GENERAL RETAILERS	47.969.409,60 €	0,00%	GLOBAL EQUITIES	0	0 €
147	WOOGROUP	FR0010701391	SUPPORT SERVICES	187.102.500,00 €	0,00%	EUROPE FINANCE ET INDUSTRIE	0	0 €
148	WORLD ART NET	LU0336998249	GENERAL RETAILERS	426.000.000,00 €	0,00%	INVEST SECURITIES	0	0 €
149	HOTL.IMMOB.NICE	FR0006563904	TRAVEL & LEISURE	9.159.838,50 €	-0,23%	SEGMENT CHANGE	0	0 €
150	HOT.MAJESTIC CANNE	FR0006226791	TRAVEL & LEISURE	216.384.000,00 €	-0,57%	SEGMENT CHANGE	14	172.459 €
151	PLACOPLATRE	FR0000030769	CONSTRUCTION & MATERIALS	517.698.155,00 €	-1,12%	SEGMENT CHANGE	5	13.755 €
152	AZOREAN TECH	PTAZROAM0006	ELECTRONIC & ELECTRICAL EQUIPMENT	3.237.870,44 €	-1,67%	CAPITAL FOR MARKETS	18	21.242 €
153	ASHLER ET MANSON	FR0012968485	NONLIFE INSURANCE	3.938.860,00 €	-1,90%	OCTO FINANCES	19	9.094 €
154	GEOREX PROV.REGPT	FR0000057945	OIL EQUIPMENT, SERVICES & DISTRIBUTION	1.328.239,41 €	-1,92%	NO INFORMATION	14	15.284 €
155	COURBET	FR0004998318	EQUITY INVESTMENT INSTRUMENTS	6.345.233,00 €	-1,96%	SEGMENT CHANGE	1	216 €
156	UNI.METALG.HT -SEI.	FR0005783503	GENERAL RETAILERS	7.693.380,00 €	-2,12%	SEGMENT CHANGE	4	7.272 €
157	WEYA	FR0010768770	ALTERNATIVE ENERGY	3.727.590,00 €	-2,44%	ARKEON FINANCE	1	18 €
158	HOTELIM	FR0000053738	TRAVEL & LEISURE	26.005.791,30 €	-3,10%	SEGMENT CHANGE	2	19.615 €
159	RAPHAEL MICHEL S A	FR0010038570	BEVERAGES	83.972.560,00 €	-3,45%	EUROPE FINANCE ET INDUSTRIE	1	280 €
160	HK	DE000A11Q133	AEROSPACE & DEFENSE	318.150.000,00 €	-3,50%	INVEST SECURITIES SOCIÉTÉ DE BOURSE	11	6.134 €
161	GALEO	FR0011100759	HOUSEHOLD GOODS & HOME CONSTRUCTION	8.333.069,78 €	-3,57%	ARKEON FINANCE	2	2.037 €
162	CFM INDOSUEZWEALTH	MC0010000826	FINANCIAL SERVICES	535.755.000,00 €	-3,61%	NO INFORMATION	33	957.832 €
163	MANDALORE HOLDING	LU1179353617	NONEQUITY INVESTMENT INSTRUMENTS	1.105.458.830,00 €	-4,63%	MIDCAP PARTNERS	27	2.524 €
164	TRSB GROUPE	FR0010500793	SOFTWARE & COMPUTER SERVICES	7.717.892,56 €	-4,80%	EUROPE FINANCE ET INDUSTRIE	1	5 €
165	OPTIMUS	FR0010312181	MEDIA	2.054.727,45 €	-5,00%	IBI	10	2.994 €
166	EAUX DE DOUAI	FR0005142999	GAS, WATER & MULTIUTILITIES	3.262.100,40 €	-5,19%	SEGMENT CHANGE	15	47.948 €
167	SPEED RABBIT PIZZA	FR0000054371	TRAVEL & LEISURE	3.968.418,00 €	-5,31%	SEGMENT CHANGE	16	3.239 €
168	PARFEX	FR0000185928	CHEMICALS	16.348.000,00 €	-6,15%	EUROPE FINANCE ET INDUSTRIE	20	66.129 €
169	AROMA CELTE	FR0013182235	PERSONAL GOODS	14.260.710,66 €	-6,33%	OCTO FINANCES	5	3.453 €
170	ROUSSELET CENTRIF.	FR0000035750	INDUSTRIAL ENGINEERING	1.647.000,00 €	-8,16%	SEGMENT CHANGE	1	540 €

APPENDIX

NR.	COMPANY	ISIN	SECTOR	MARKET CAP	YTD	LISTING SPONSOR	TRADING DAYS	VOLUME
171	LUIGI BOTTO	IT0005072035	PERSONAL GOODS	3.587.498,10 €	-8,78%	MIDCAP PARTNERS	2	28 €
172	GOLD CAP RESOURCES	CA38055V2049	MINING	4.378.266,10 €	-9,09%	AUREL GBC	1	0 €
173	UNITI	FR0012709160	REAL ESTATE INVESTMENT TRUSTS	51.600.000,00 €	-9,47%	NFINANCE SECURITIES	18	115.150 €
174	FINANCIERE SICOMAX	FR0000066797	REAL ESTATE INVESTMENT & SERVICES	1.875.200,00 €	-9,71%	NO INFORMATION	1	47 €
175	SILKAN RT	FR0010518605	SOFTWARE & COMPUTER SERVICES	561.509,28 €	-10,00%	EUROPE FINANCE ET INDUSTRIE	6	1.692 €
176	DAMARIS	FR0000077885	SOFTWARE & COMPUTER SERVICES	684.000,00 €	-10,00%	EUROPE FINANCE ET INDUSTRIE	1	86 €
177	P.G.O. AUTOMOBILES	FR0000057895	AUTOMOBILES & PARTS	12.249.573,60 €	-10,81%	EUROPE FINANCE ET INDUSTRIE	29	16.451 €
178	COREP LIGHTING	FR0010035816	ELECTRONIC & ELECTRICAL EQUIPMENT	6.582.560,00 €	-11,11%	EUROPE FINANCE ET INDUSTRIE	4	9.716 €
179	SCANDINAVIAN HOUSE	CH0220529603	CONSTRUCTION & MATERIALS	60.234.400,00 €	-12,45%	NFINANCE SECURITIES	26	296.762 €
180	MADE	FR0010328302	ELECTRONIC & ELECTRICAL EQUIPMENT	3.970.911,00 €	-12,50%	EUROPE FINANCE ET INDUSTRIE	18	41.365 €
181	TRAMWAYS DE ROUEN	FR0000031866	EQUITY INVESTMENT INSTRUMENTS	33.434.100,00 €	-13,00%	SEGMENT CHANGE	9	95.424 €
182	RAPIDO PRET	FR0012395457	FINANCIAL SERVICES	10.879.412,49 €	-13,47%	OCTO FINANCES	16	4.090 €
183	NEOLIFE	FR0011636083	CONSTRUCTION & MATERIALS	23.806.144,00 €	-13,51%	NFINANCE SECURITIES	5	480 €
184	LEADERLEASE	FR0010921163	REAL ESTATE INVESTMENT & SERVICES	29.653.237,18 €	-13,62%	ALLEGRA FINANCE	127	11.645 €
185	AMATHEON AGRI	NL0010273694	FOOD PRODUCERS	163.296.099,40 €	-13,96%	INVEST SECURITIES	127	89.606 €
186	FINAXO	FR0010487272	GAS, WATER & MULTIUTILITIES	10.866.738,00 €	-14,29%	INVEST SECURITIES	29	67.008 €
187	PROP.IMMEUBLES	FR0000061376	REAL ESTATE INVESTMENT & SERVICES	8.910.000,00 €	-19,00%	SEGMENT CHANGE	1	2.228 €
188	VISIO NERF	FR0010033480	ELECTRONIC & ELECTRICAL EQUIPMENT	902.000,00 €	-19,61%	EUROPE FINANCE ET INDUSTRIE	30	109.555 €
189	STREIT MECANIQUE	FR0000063976	AUTOMOBILES & PARTS	6.333.800,00 €	-19,87%	NO INFORMATION	4	9.153 €
190	NOVADAY	FR0011421817	ELECTRONIC & ELECTRICAL EQUIPMENT	6.738.807,60 €	-20,00%	OCTO FINANCES	10	2.251 €
191	EST REPUBLICAIN	FR0005310463	MEDIA	4.800.000,00 €	-20,00%	SEGMENT CHANGE	1	240 €
192	TELEVISTA	FR0011076595	MEDIA	326.323,20 €	-20,00%	INVEST SECURITIES	6	1.353 €
193	VERNEY CARRON	FR0006174496	AEROSPACE & DEFENSE	2.790.675,00 €	-20,51%	SEGMENT CHANGE	5	7.134 €
194	LOMBARD ET MEDOT	FR0006205019	BEVERAGES	5.599.485,10 €	-20,76%	NO INFORMATION	19	12.210 €
195	ZCCM	ZM0000000037	MINING	12.262.593,24 €	-21,15%	SEGMENT CHANGE	108	431.179 €
196	DYNEX ENERGY SA	LU0881232630	OIL & GAS PRODUCERS	286.426.660,00 €	-21,54%	ARKEON FINANCE	3	1.154 €
197	SEMPLACEMENTE SPA	IT0005072811	TECHNOLOGY HARDWARE & EQUIPMENT	1.653.317,38 €	-23,42%	MIDCAP PARTNERS	4	8.942 €
198	KRIEF GROUP	FR0004152700	FINANCIAL SERVICES	30.800.000,00 €	-23,76%	GROUPE PHILIPPE HOTTINGUER	10	10.733 €
199	LOCASYSTEM INTL	FR0004155208	SOFTWARE & COMPUTER SERVICES	2.214.000,00 €	-25,45%	EUROPE FINANCE ET INDUSTRIE	3	22.950 €
200	MEUBLES DELIAS	FR0004078186	HOUSEHOLD GOODS & HOME CONSTRUCTION	299.700,00 €	-28,57%	SEGMENT CHANGE	5	545 €
201	CHRISTIAN POTIER	FR0000079477	FOOD PRODUCERS	3.616.960,10 €	-34,34%	EUROPE FINANCE ET INDUSTRIE	1	177 €
202	MNR GROUP	FR0010976746	AEROSPACE & DEFENSE	44.663.670,94 €	-34,63%	NO INFORMATION	4	16.437 €
203	INFOSAT	FR0010688465	SOFTWARE & COMPUTER SERVICES	177.830,88 €	-38,33%	PORTZAMPARC SOCIÉTÉ DE BOURSE	28	17.241 €
204	MULANN	FR0012990968	SOFTWARE & COMPUTER SERVICES	8.421.939,00 €	-39,39%	OCTO FINANCES	5	7.538 €

APPENDIX

Nr.	COMPANY	ISIN	SECTOR	MARKET CAP	YTD	LISTING SPONSOR	TRADING DAYS	VOLUME
205	BATLA MINERALS	FR0010436170	MINING	9.095.000,00 €	-39,72%	EUROPE FINANCE ET INDUSTRIE	10	7.788 €
206	EASSON TELECOM	HK0000038783	MOBILE TELECOMMUNICATIONS	150.000,00 €	-40,00%	EUROPE FINANCE ET INDUSTRIE	6	600 €
207	FRANCE TOURISME	FR0010823724	PERSONAL GOODS	3.509.119,80 €	-40,00%	ARKEON FINANCE	15	3.127 €
208	NOVAE AEROSPACE	FR0010978924	AEROSPACE & DEFENSE	914.713,80 €	-40,37%	ARKEON FINANCE	5	2.749 €
209	M2I	FR0010778050	SUPPORT SERVICES	5.896.520,00 €	-42,86%	TSAF	1	6.080 €
210	FERCO DEV.	FR0010071530	FOOD PRODUCERS	53.546,50 €	-44,44%	EUROPE FINANCE ET INDUSTRIE	30	8.936 €
211	SECURITY.COM	FR0010717579	SOFTWARE & COMPUTER SERVICES	3.517.491,52 €	-46,67%	FINANCIÈRE D'UZÈS	23	95.181 €
212	FRANCE CHAUFFAGE	FR0004260479	HOUSEHOLD GOODS & HOME CONSTRUCTION	839.081,23 €	-47,13%	SEGMENT CHANGE	3	1.089 €
213	KIMOCE	FR0000074692	SOFTWARE & COMPUTER SERVICES	2.205.000,00 €	-48,84%	EUROPE FINANCE ET INDUSTRIE	6	1.952 €
214	LIONAX	HK0000038429	AUTOMOBILES & PARTS	60.000,00 €	-50,00%	EUROPE FINANCE ET INDUSTRIE	14	1.764 €
215	FIRSTCAUTION	CH0120879058	NONLIFE INSURANCE	7.559.210,00 €	-52,38%	GLOBAL EQUITIES	0	0 €
216	SEQUA PETROLEUM NV	NL0010623518	OIL & GAS PRODUCERS	231.725.000,00 €	-53,06%	INVEST SECURITIES	126	264.468 €
217	INNOVADERMA PLC	GB00BT9PTW34	PERSONAL GOODS	21.645.030,40 €	-53,41%	MIDCAP PARTNERS	3	95.403 €
218	CAIRE	FR0010781377	TRAVEL & LEISURE	3.791.272,88 €	-57,09%	ARKEON FINANCE	20	10.542 €
219	MAGILLEM	FR0010827741	SOFTWARE & COMPUTER SERVICES	2.671.320,00 €	-62,59%	ARKEON FINANCE	12	17.597 €
220	VOPIUM	DK0060129575	MOBILE TELECOMMUNICATIONS	21.029.720,41 €	-62,90%	AVENIR FINANCE SECURITIES	4	69 €
221	GLOBAL INTERFACE	FR0010108688	SUPPORT SERVICES	26.257,84 €	-66,67%	EUROPE FINANCE ET INDUSTRIE	29	7.181 €
222	PROTEKTUS AG	DE000A0JCXG4	FINANCIAL SERVICES	1.173.871,40 €	-69,05%	CAPITAL FOR MARKETS	5	606 €
223	FACILASOL GROUP	FR0010627760	ALTERNATIVE ENERGY	776.713,14 €	-70,00%	EUROPE FINANCE ET INDUSTRIE	0	0 €
224	4SERVICE CLOUD	CH0299791381	SOFTWARE & COMPUTER SERVICES	2.482.000,00 €	-70,92%	CAPITAL FOR MARKETS	25	71.735 €
225	ACTIVIUM GROUP	FR0010979377	SOFTWARE & COMPUTER SERVICES	619.229,75 €	-75,25%	ARKEON FINANCE	5	2.171 €
226	LV4S	BE6201089735	CONSTRUCTION & MATERIALS	1.768.037,40 €	-76,06%	ARKEON FINANCE	1	1.061 €
227	ML TRADING AG	CH0221173120	MINING	23.200.000,00 €	-76,80%	CAPITAL FOR MARKETS	50	196.463 €
228	TPSH	FR0011040690	GENERAL INDUSTRIALS	1.839.318,36 €	-77,07%	ARKEON FINANCE	4	2.422 €
229	GREEN ENERGY GE4S	BE0948833760	GENERAL RETAILERS	1.852.261,69 €	-77,23%	ARKEON FINANCE	11	8.941 €
230	PASCAL PIVETEAU	FR0012146629	PERSONAL GOODS	187.255,20 €	-80,00%	OCTO FINANCES	12	1.709 €
231	EURINNOV	FR0011035187	SUPPORT SERVICES	137.121,75 €	-82,56%	EUROLAND FINANCE	4	608 €
232	MOVIKEN	FR0010981548	TECHNOLOGY HARDWARE & EQUIPMENT	2.390.969,87 €	-84,08%	NO INFORMATION	2	1.052 €
233	ARTHUR MAURY	FR0010772426	GENERAL RETAILERS	7.454.826,40 €	-87,10%	GLOBAL EQUITIES	28	717.601 €
234	BROKERSCLUB AG	CH0139322835	FINANCIAL SERVICES	1.802.973,60 €	-87,73%	CAPITAL FOR MARKETS	29	424.158 €
235	EES	FR0010945733	ELECTRICITY	253.331,00 €	-93,07%	ARKEON FINANCE	7	270 €
236	SILC	FR0010679365	TRAVEL & LEISURE	28.653,96 €	-95,06%	ARKEON FINANCE	4	225 €
237	INFOCLIP	FR0011158823	SOFTWARE & COMPUTER SERVICES	300.437,55 €	-96,86%	ARKEON FINANCE	2	170 €
238	SCEMI	FR0010972091	SUPPORT SERVICES	157.759,95 €	-96,99%	ARKEON FINANCE	16	2.051 €

APPENDIX

NR.	COMPANY	ISIN	SECTOR	MARKET CAP	YTD	LISTING SPONSOR	TRADING DAYS	VOLUME
239	INDUSTRIAL HOLDING	IT0004982069	FINANCIAL SERVICES	8.410.000,00 €	-97,12%	MIDCAP PARTNERS	7	5.809 €
240	YANGDEN HOLDING	HK0000052370	ALTERNATIVE ENERGY	500.000,00 €	-99,66%	DUBUS	0	0 €

FOR FURTHER INFORMATION
PLEASE CONTACT:

CAPITAL LOUNGE GMBH
EMIL-RIEDEL-STR. 21
80538 MUNICH
GERMANY

MR. ALEXANDER COENEN
E-MAIL: COENEN@CAPITALLOUNGE.DE
WWW.CAPITALLOUNGE.DE



CAPITAL LOUNGE GMBH
YOUR GOING PUBLIC BOUTIQUE